

Model UF V 500 | Ultra-low temperature freezers with climate-neutral refrigerants


The BINDER ultra low temperature freezer ensures the safe storage of samples at -90 °C. It combines outstanding environmental friendliness with low energy consumption, convenient operation and an individual safety concept.

BENEFITS

- Lowest energy consumption in its class
- Environmentally-friendly refrigerants R-290 and R-170
- Thermal insulation with unique long-life VIPs (vacuum insulation panels)
- Rust-proof interior made completely of stainless steel



Model UF V 500



Model UF V 500

MAIN FEATURES

- Temperature range: -90 °C to -40 °C
- Lowest energy consumption in its class
- Powerful cascade compressor cooling unit
- Environmentally friendly refrigerants R-290 and R-170
- Thermal insulation with unique long-life VIPs (vacuum insulation panels)
- Innovative door gasket concept reduces buildup of ice
- Ergonomic door handle
- Rust-proof interior made completely of stainless steel
- Detachable inner doors made of stainless steel
- 3 stainless-steel shelves providing flexible placement
- Water cooling (depending on version)
- Zero-voltage alarm contact for in-house alarm system
- Internal data logger, measured values can be read out in open format via USB
- Ethernet interface
- 2 access ports, Ø 28 mm, rear

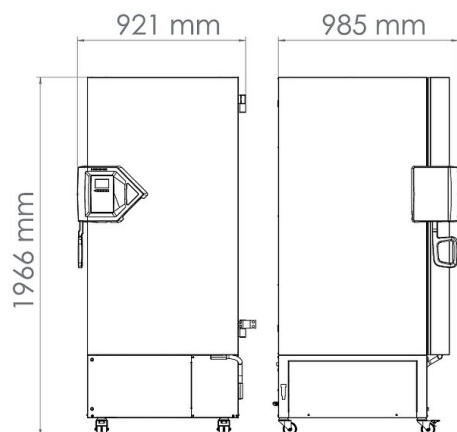
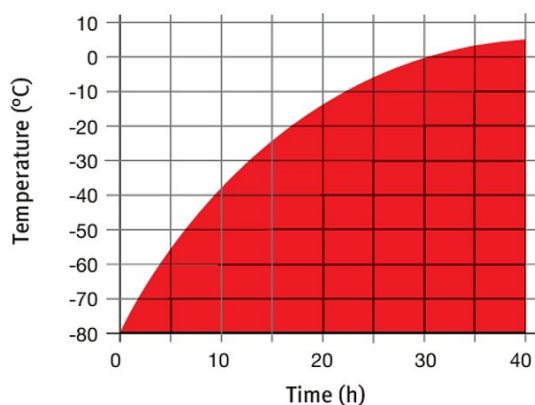
ORDERING INFORMATION

Interior volume [L]	Voltage	Option model	Version	Art.-No.
477	230 V 1~ ph 50 Hz	Standard	UFV500-230V	9020-0347
		Water cooling	UFV500-230V-W	9020-0349
	120 V 1~ ph 60 Hz	Standard	UFV500UL-120V	9020-0351
	240 V 1~ ph 60 Hz	Standard	UFV500UL-240V	9020-0353

TECHNICAL DATA

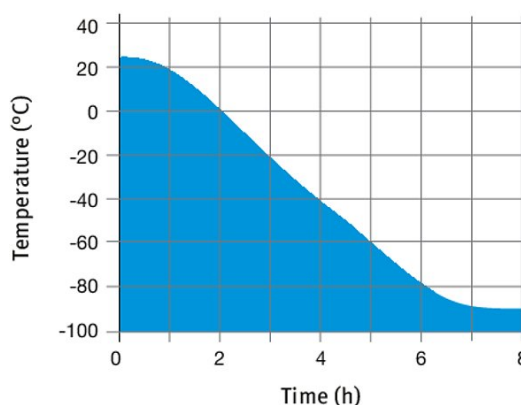
Description	UFV500-230V ¹	UFV500-230V-W ¹	UFV500UL-120V ¹	UFV500UL-240V ¹
Article Number	9020-0347	9020-0349	9020-0351	9020-0353
Performance Data Temperature				
Temperature range [°C]	-90...-40	-90...-40	-90...-40	-90...-40
Temperature variation at -80 °C [± K]	2.5	2.5	2.5	2.5
Temperature fluctuation at -80 °C [± K]	1.5	1.5	1.5	1.5
Cooling down time from 22 °C to -80 °C [min]	360	360	360	360
Aufwärmzeit bei Stromausfall				
Warm-up time during power failure from -80 °C / -122 °F to -60 °C / -76 °F [min]	230	230	230	230
Electrical data				
Rated Voltage [V]	230	230	120	240
Power frequency [Hz]	50	50	60	60
Nominal power [kW]	1.6	1.6	1.4	1.6
Unit fuse [A]	10	10	13	10
Phase (Nominal voltage)	1~	1~	1~	1~
Measures				
Interior volume [L]	477	477	477	477
Net weight of the unit (empty) [kg]	247	247	247	247
Permitted load [kg]	200	200	200	200
Permitted load of individual compartment [kg]	50	50	50	50
Wall clearance back [mm]	100	100	100	100
Wall clearance sidewise [mm]	250	250	250	250
Internal Dimensions				
Width [mm]	606	606	606	606
Height [mm]	1300	1300	1300	1300
Depth [mm]	605	605	605	605
Doors				
Unit doors	1	1	1	1
Housing dimensions not incl. fittings and connections				
Width net [mm]	826	826	826	826
Height net [mm]	1966	1966	1966	1966
Depth net [mm]	938	938	938	938
Environment-specific data				
Sound-pressure level [dB(A)]	47	47	47	47
Fixtures				
Number of shelves (std./max.)	3/13	3/13	3/13	3/13
Load-variants				
Freezer racks per compartment	4	4	4	4
Cryoboxes, 50 mm	352	352	352	352

1 All technical data is specified for unloaded units with standard equipment at an ambient temperature of +22 °C ±3 °C and a power supply voltage fluctuation of ±10%. The temperature data is determined in accordance to BINDER factory standard following DIN 12880, observing the recommended wall clearances of 10 % of the height, width, and depth of the inner chamber. All indications are average values, typical for units produced in series. We reserve the right to change technical specifications at any time.

DIMENSIONS incl. fittings and connections [mm]**CHARTS****Pull-up time during power failure**

Ambient temperature 22 °C, no load

Heating up rate

Pull-down time

Ambient temperature 25 °C, no load

Cooling down rate

OPTIONS

Designation	Description	*	Art.-No.
Alarm system, battery-backed	for maintaining temperature display, alarm messages, and communication	-	8012-1910
Analog output 4-20 mA	for temperature values (output not adjustable)	-	8012-1898
Buck-boost converter	automatic voltage compensation	-	8012-1897
Calibration certificate, expanded	for temperature; for extending the measurement in center of chamber to include another test temperature	-	8012-1126
Calibration certificate, temperature	for temperature, measurement in center of chamber at specified temperature	-	8012-0031
	temperature measurement incl. certificate, 20 measuring points at specified temperature	-	8012-0925
Compartment doors	Foam-filled compartment doors with gasket	-	8012-1893
CO₂ backup cooling	factory installed (allow for increased depth of UF V: 1085 mm), includes the option of a battery-backed alarm system	-	8012-1891
Door access system	consisting of electromechanical door locking mechanism and electronic access control via NumPad	-	8012-1899
Door lock	lockable door handle	-	8012-1911
Shipping pallet	with unloading ramp for installing unit without forklift	-	8012-1906
Switch cover	Lockable main switch cover	-	8012-1980

* Notes › See last page

ACCESSORIES

Designation	Description	*	Art.-No.
5 m power cable	C 13 refrigerator connection cable with BS 1363 British plug	–	5023-0285
	C 13 refrigerator connection cable with CEE 7/7 European plug	–	5023-0283
	C 13 refrigerator connection cable with type 13 Swiss plug	–	5023-0284
APT-COM™ 4 BASIC-Edition	for simple logging and documentation requirements with up to 5 networked units. version 4, BASIC edition	–	9053-0039
APT-COM™ 4 GLP-Edition	for working under GLP-compliant conditions. Measured values are documented in a tamper-proof way in line with the requirements of FDA Regulation 21 CFR 11. version 4, GLP edition	–	9053-0042
APT-COM™ 4 PROFESSIONAL-Edition	convenient unit and user management built on the BASIC edition. Suitable for networking up to 100 units. version 4, PROFESSIONAL edition	–	9053-0040
Chamber rack with drawer, stainless steel	for 5x4 standard boxes (50 mm) incl. boxes, dimensions: H 285 x W 140 x D 560 mm	–	6017-0046
	for 5x4 standard boxes (50 mm), dimensions: H 285 x W 140 x D 560 mm	–	6017-0045
	for 6x4 standard boxes (50 mm) incl. boxes, dimensions: H 340 x W 140 x D 560 mm	–	6017-0052
	for 6x4 standard boxes (50 mm), dimensions: H 340 x W 140 x D 560 mm	–	6017-0051
Chamber rack, aluminum	for 5x4 standard boxes (50 mm) incl. boxes, dimensions: H 276 x W 139 x D 558 mm	–	6017-0042
	for 5x4 standard boxes (50 mm), dimensions: H 276 x W 139 x D 558 mm	–	6017-0041
	for 6x4 standard boxes (50 mm) incl. boxes, dimensions: H 331 x W 139 x D 558 mm	–	6017-0048
	for 6x4 standard boxes (50 mm), dimensions: H 331 x W 139 x D 558 mm	–	6017-0047
Chamber rack, stainless steel	for 5x4 standard boxes (50 mm) incl. boxes, dimensions: H 276 x W 139 x D 558 mm	–	6017-0044
	for 5x4 standard boxes (50 mm), dimensions: H 276 x W 139 x D 558 mm	–	6017-0043
	for 6x4 standard boxes (50 mm) incl. boxes, dimensions: H 331 x W 139 x D 558 mm	–	6017-0050
	for 6x4 standard boxes (50 mm), dimensions: H 331 x W 139 x D 558 mm	–	6017-0049
Cryoboxes	set consisting of 36 cardboard boxes with sample dividers	–	6017-0053
Deicing kit	consisting of de-icing tray, wiper and scraper	–	8012-1900
pH-neutral detergent	concentrated, for gentle remove of residual contaminants; 1 kg	–	1002-0016
Qualification documents	IQ/OQ documents – supporting documents for validation performed by customers, consisting of: IQ/OQ checklists incl. calibration guide and comprehensive unit documentation; parameters: temperature, CO ₂ , O ₂ , pressure, depending on unit		
	Digital in PDF format	–	7057-0001
	Hard copy inside folder	–	7007-0001
	IQ/OQ/PQ documents – supporting documents for validation performed by customers, according to customer requirements, PQ section added to qualification folder IQ/OQ; parameters: temperature, CO ₂ , O ₂ – or pressure, depending on unit		
	Digital in PDF format	–	7057-0005
	Hard copy inside folder	–	7007-0005
Shelf	Incl. shelf supports stainless steel	–	8012-1901
WLAN kit	The kit contains a client bridge that establishes a wireless connection between BINDER units and APT-COM4, LIMS, or customer-specific software via an Ethernet interface. It provides an alternative solution in situations where units need to be positioned in locations without an on-site Ethernet connection. In secured networks, installation and configuration must be performed by the customer's IT service.	–	8500-0164

* Notes › See last page

SERVICES

Designation	Description	*	Art.-No.
Installation services			
Installation of CO ₂ backup cooling	Installation of CO ₂ backup cooling on unit	05	DL02-8002
Unit commissioning	Connect the unit to the customer-side connections (electricity, water, wastewater, gas), basic functions check, brief operating instructions. (excl.: unpacking, setup, controller instructions, programming, installation work)	05	DL10-0300
Unit instructions	Instruction regarding operating principle and basic functions of the unit, operation of the control electronics including programming	05	DL10-0700
Maintenance contracts			
Maintenance services			
BRONZE 3-year maintenance contract	Maintenance service as contractually agreed, visual inspection of mechanical and electrical components, check of control response, 20% discount on spare parts	05	DL20-0710
GOLD 3-year maintenance contract	Maintenance service as contractually agreed, visual inspection of mechanical and electrical components, check of control response, 20% discount on spare parts, testing of all key functions, replacement of wear parts, calibration of one test temperature specified by the user in the center of the usable space, including certificate	05	DL20-0910
Maintenance	One-off maintenance service in accordance with maintenance schedule. Visual inspection of mechanical and electrical components, testing of all key functions. Calibration of a test temperature specified by the user in center of usable space without certificate	05	DL20-0200
SILVER 3-year maintenance contract	Maintenance service as contractually agreed, visual inspection of mechanical and electrical components, check of control response, 20% discount on spare parts, testing of all key functions, calibration of one test temperature specified by the user in the center of the usable space, without certificate	05	DL20-0810
Calibration services			
Calibration certificate, temperature	Calibration of one (1) test temperature specified by the user in center of chamber, including certificate	03, 04, 05	DL30-0101
	Extension of calibration of one (1) additional test temperature specified by the user in the center of the usable space, including certificate	03, 04, 05	DL30-0102
Temperature measurement, 20 measuring points	Temperature measurement with 20 measuring points with a set value specified by the user, including certificate	03, 04, 05	DL30-0620
Validation services			
Execution of IQ/OQ	Execution of IQ/OQ in accordance with qualification folder	05	DL41-0200
Execution of IQ/OQ/PQ	Execution of IQ/OQ/PQ in accordance with qualification folder	05	DL44-0500

* Notes › See last page

NOTES

- 01 Condensation may occur in the area around the access port. Access ports may be placed in custom locations for an additional charge.
- 02 UL mark is not granted when this option is used.
- 03 Sensor calibration is performed in an accredited calibration laboratory.
- 04 Calibration is performed according to the BINDER factory standard.
- 05 Quoted prices do not include travel costs. Please refer to the chapter on BINDER Service for travel costs for your region. Quoted prices for services performed in Switzerland do not include a country-specific added fee (available on request).



WolfLabs

Pricing on any accessories shown can be found by keying the part number into the search box on our website.

The specifications listed in this brochure are subject to change by the manufacturer and therefore cannot be guaranteed to be correct. If there are aspects of the specification that must be guaranteed, please provide these to our sales team so that details can be confirmed.

www.wolflabs.co.uk

Tel : 01759 301142

Fax : 01759 301143

sales@wolflabs.co.uk

Please contact us if this literature doesn't answer all your questions.